

# **CFI Bootcamp**

*Flight Instructor Training*

Power Hour Lesson

# A New Way to Teach In-Flight

(Most CFI's Don't Do This)

## Improving Learning

**A New Way to Teach In-Flight**

## **Aviation Instructor's Handbook – Chapter 5 – Teaching Process**

Preparation

Presentation

Application

Review and Evaluation

# A New Way to Teach In-Flight

## Comparison of Teaching Process to In Flight Instruction Methods

Traditional Teaching Process	Demonstration-Performance Method	Telling-and-Doing Technique
Preparation	Explanation	Preparation
Presentation	Demonstration	Instructor tells Instructor does <b>Learner tells Instructor does</b>
Application	Learner performance supervision	Learner tells Learner does
Review and Evaluation	Evaluation	Learner does Instructor evaluates

## A New Way to Teach In-Flight

### **Demonstration Performance Method**

Explanation

Demonstration

Student Practice

Review and Evaluation

## A New Way to Teach In-Flight

### **Explanation**

Instructor give a pre-flight briefing

In-Flight the instructor briefly describes what will be shown

A New Way to Teach In-Flight

## Demonstration

Instructor demonstrates how to perform the maneuver

## A New Way to Teach In-Flight

### **Student Practice**

Student performs the maneuver

Instructor coaches and maintains flight safety



## A New Way to Teach In-Flight

### **Evaluation**

Instructor evaluates the performance of the maneuver

## A New Way to Teach In-Flight

### **Demonstration Performance Method**

Most widely used by flight instructors

Instructors understand and use this method

Lacks key components that make learning and teaching more effective

## A New Way to Teach In-Flight

# Demonstration Performance Method

### Demonstration-Performance Method

- 
1. Explanation
  2. Demonstration
  3. Learner Performance with Instructor Supervision
  4. Evaluation

## A New Way to Teach In-Flight

### **Overlooked Method Until Today - Telling and Doing Method**

Instructor Says – Instructor Does

Instructor Does – Student Says

Student Does – Student Says

Student Does – Instructor Evaluates

# A New Way to Teach In-Flight

## Overlooked Method Until Today - Telling and Doing Method

Traditional Teaching Process	Demonstration-Performance Method	Telling-and-Doing Technique
Preparation	Explanation	Preparation
Presentation	Demonstration	Instructor tells Instructor does <b>Learner tells Instructor does</b>
Application	Learner performance supervision	Learner tells Learner does
Review and Evaluation	Evaluation	Learner does Instructor evaluates

## A New Way to Teach In-Flight

### How a Flight Lesson Should Be Taught

Show in the Syllabus what will be in this lesson  
Verify knowledge adequate to receive a pre-flight briefing  
Give “Short” Preflight briefings  
What and How – Not Why

## A New Way to Teach In-Flight

### How a Flight Lesson Should Be Taught

Use a Model Airplane and Images

Verify knowledge adequate to receive a pre-flight briefing

Show a short video

Student uses Model and explains – How and What

## A New Way to Teach In-Flight

### **During Flight**

Demonstrate and point out key concepts

Ensures the student sees a complete performance



## A New Way to Teach In-Flight

### **During Flight**

Perform and have the student say what you are doing  
This allows you to evaluate the students understanding

## A New Way to Teach In-Flight

### **During Flight**

Have the student say what they are doing while doing it  
This shows lack of knowledge or additional practice needed

## A New Way to Teach In-Flight

### **During Flight**

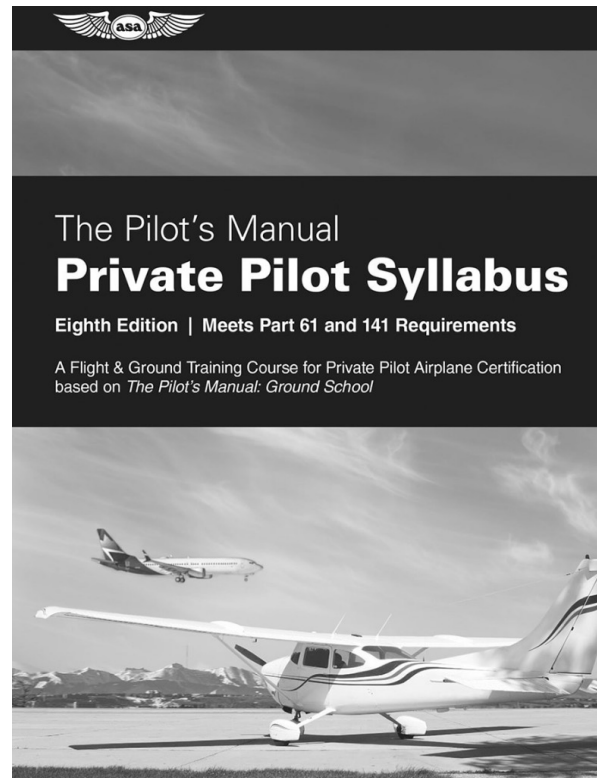
Evaluate the performance

Check the completion standards and make any notes

# A New Way to Teach In-Flight

## What You Will Need

## A Syllabus




**CFI Bootcamp**  
Flight Instructor Training

# A New Way to Teach In-Flight

## What You Will Need

Pre-Flight Briefings

Teach Brief-Fly!



<https://www.cfibootcamp.com/product-page/teach-brief-fly-1>

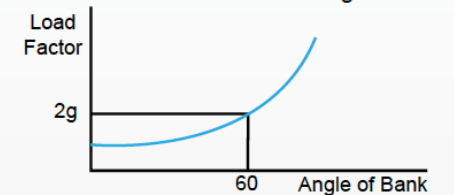
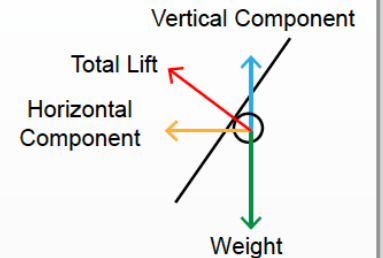
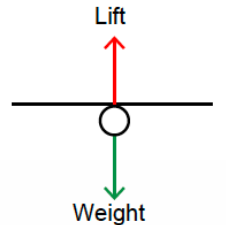
# A New Way to Teach In-Flight

## What You Will Need

## Example

### Steep Turns


1. Clear the airspace and identify emergency landing areas.
2. Adjust the throttle to 2100 RPM - 90 KIAS.
3. Altitude no lower than 1500 feet AGL.
4. Identify a reference point in front of the aircraft and note the heading.
5. Roll into a 45 - 50 degree bank turn - Stop adverse yaw with rudder.
6. Maintain bank, altitude, and airspeed.
7. Elevator maintains altitude, throttle maintains airspeed, aileron - angle of bank.
8. Remain coordinated.
9. Begin the roll out 25 degrees before the 360 degree point - Stop adverse yaw.
10. Level the wings on the entry heading.
11. Reduce elevator to maintain altitude and decrease throttle for airspeed.
12. Roll into a 45 - 50 - degree bank turn in the opposite direction.
13. Repeat maneuver in the opposite direction.



# A New Way to Teach In-Flight

## What You Will Need

Airplane Flying Handbook




**CFI Bootcamp**  
Flight Instructor Training

# A New Way to Teach In-Flight

## What You Will Need

### Pilot's Handbook of Aeronautical Knowledge



**CFI Bootcamp**  
Flight Instructor Training



# A New Way to Teach In-Flight

## What You Will Need

### Model Airplane – Sky Pilot 1:42 scale Cessna 172 - Amazon



NewRay 1:42 Cessna 172 Skyhawk with Wheel Diecast Aircraft,,

Brand: NewRay

4.1 312 ratings | [Search this page](#)

50+ bought in past month

2 Price Changes

**-21%** \$15<sup>78</sup>

List Price: \$19.99

Get Fast, Free Shipping with Amazon Prime

FREE Returns

Available at a lower price from other sellers that may not offer free Prime shipping.

<b>Brand</b>	NewRay
<b>Age Range (Description)</b>	12 months to 500 months
<b>Color</b>	Multicolor
<b>Theme</b>	Vehicles
<b>Cartoon Character</b>	Cessna 172

#### About this item

- True-to-scale detail
- Rubber tires & detailed exterior.
- Made of Die cast with some plastic parts

**CFI Bootcamp**  
Flight Instructor Training

# A New Way to Teach In-Flight

## What You Will Need

iPad

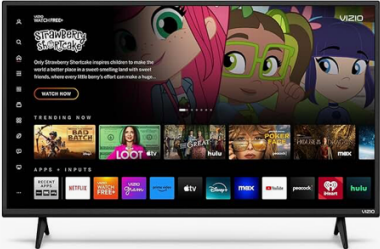


# A New Way to Teach In-Flight

## What You Will Need

### Smart TV

**Overall Pick** ⓘ



VIZIO 32 inch D-Series HD 720p Smart TV with Apple AirPlay and Chromecast Built-in, Alexa Compatibility, D32h-J, 2022 Model

★★★★★ ~ 1,199

2K+ bought in past month

**\$128<sup>00</sup>**

Amazon Music offer with this purchase

✓ **prime**

FREE delivery **Tue, Aug 6**  
Or fastest delivery **Sat, Aug 3**

🔵 Works with Alexa ▾

Display Size	Refresh Rate	Resolution	Model Year
<b>32 inches</b>	<b>60 hertz</b>	<b>720p</b>	<b>2022</b>

## A New Way to Teach In-Flight

### What You Will Need

Internet connection – Recommend >40 mbs



# A New Way to Teach In-Flight

## What You Will Need

### iPad to HDMI adapter



Apple MFi Certified Lightning to HDMI Digital AV Adapter 1080P HD Video HDMI Sync Screen Connector Cable with Charging Port Compatible with iPhone 14/13/12/11/ X/...

★★★★☆ ~ 1,257

8K+ bought in past month

\$17<sup>97</sup>

✓prime

FREE delivery **Tue, Aug 6** on \$35 of items shipped by Amazon

Or fastest delivery **Sat, Aug 3**

Add to cart

# A New Way to Teach In-Flight

## What You Will Need

### HDMI cable



Silkland 10K 8K HDMI 2.1 Cable Certified, [4K@120Hz 144Hz, 8K@60Hz, 2K@240Hz] Ultra High Speed HDMI® Cable 48Gbps (Upgrade Braided),HDR, eARC, HDCP 2.3, Compatible for Xbox/PS5/PS4/Roku TV-6.6ft

[Visit the Silkland Store](#)

4.8 ★★★★★ 246 ratings | [Search this page](#)

Amazon's Choice in HDMI Cables by Silkland

2K+ bought in past month

2 Price Changes

-17% \$9<sup>99</sup>

List Price: \$11.99

Get Fast, Free Shipping with Amazon Prime

FREE Returns